


Hex



Topics: Logic, visualization, thinking ahead, strategy

Materials: Hex game board, sheet protector, and two dry erase markers of different colors.

Players: two

Recommended Grades: 2-8

Common Core Standards: MP1, MP3, MP6, MP7

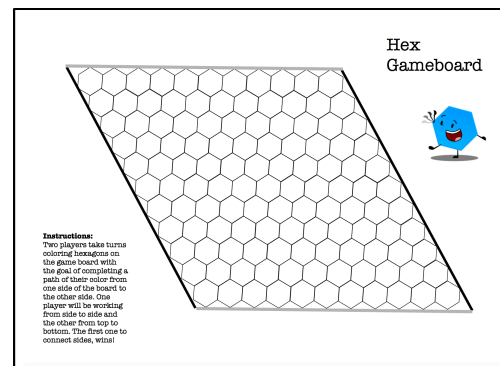
The game of Hex is simple to play and provides many opportunities to revise your strategy as the game progresses.

Why We Love Hex

The game of Hex is simple to play and provides many opportunities to revise your strategy as the game progresses. Balancing offensive and defensive play throughout the game is critical. Spatial visualization and connections to deeper mathematical strategy make this game a great exercise.

How to Play

Hex is a game for two players, played on a 11 x 11 grid of small hexagons. Each player chooses a different colored marker. Mark two opposite sides of the perimeter of the board with your color. On your turn, you can color in any one hexagon. Once a hexagon is filled in, it remains that color throughout the game. The hexagons you fill in can be anywhere on the board. The goal is to make a continuous path connecting your two sides. Whoever completes their path first wins the game.



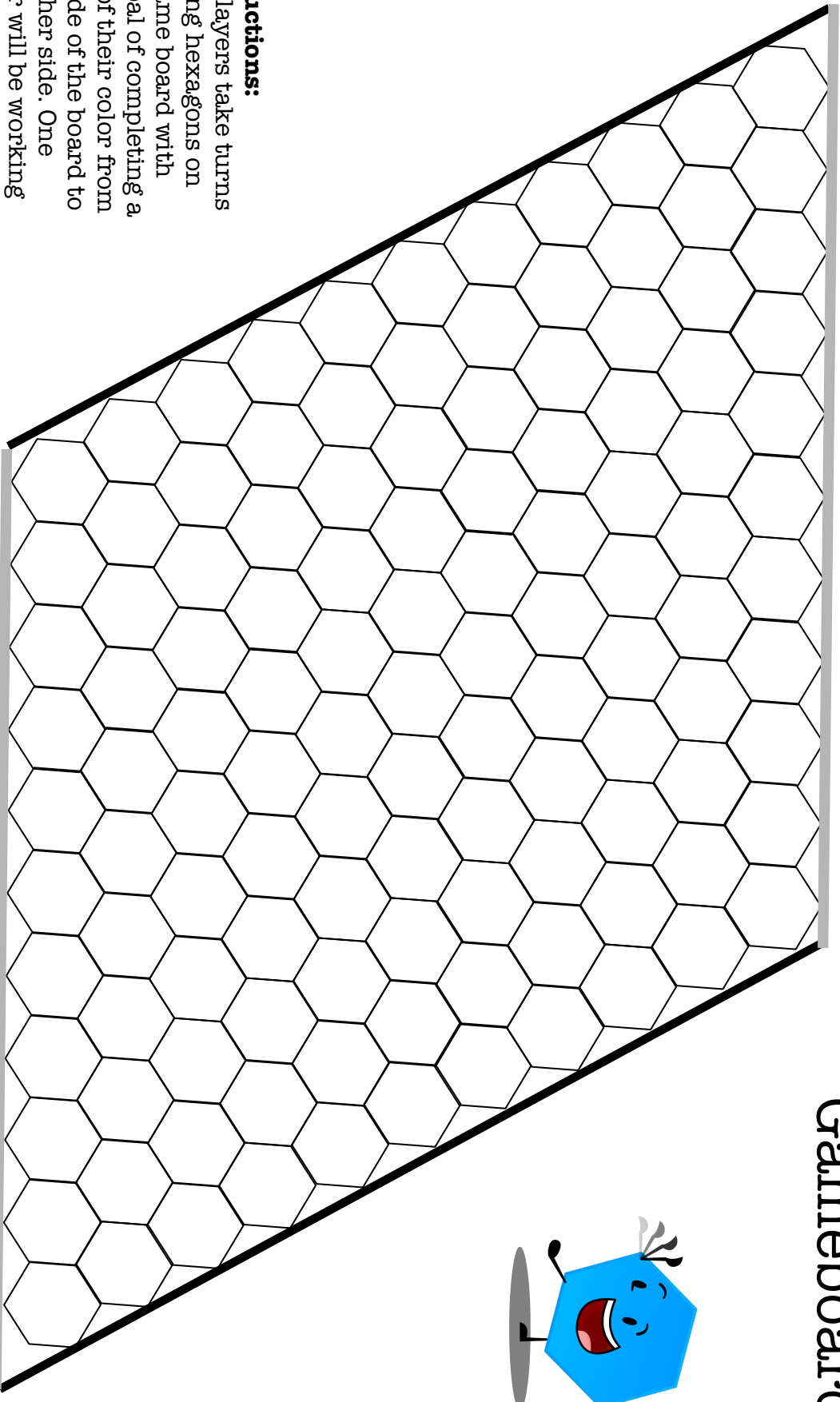

Hints and Questions

- Is it better to go first or second? Does it matter?
- Where would be a good place to start on the board?
- Is it possible to end in a draw (tie)?
- Ask, “Why did you choose to do that?” to get your child to verbalize thinking as well.

Variations

1. Play on a smaller game board.
2. Try playing on a grid of squares or triangles instead of hexagons.

Hex Gameboard



Instructions:

Two players take turns coloring hexagons on the game board with the goal of completing a path of their color from one side of the board to the other side. One player will be working from side to side and the other from top to bottom. The first one to connect sides, wins!