



Name _____ Class Period _____

Virtual Microscope Lab

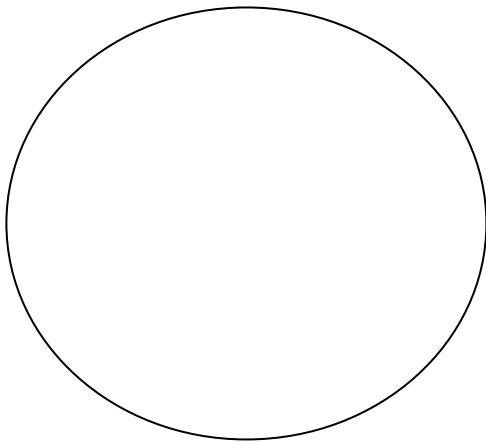
1. Log in to computer using your Username and Password.
2. Click on the Google Chrome icon
3. Type <http://www.udel.edu/biology/ketcham/microscope/> into the search box
4. Click on The Virtual Scope
5. Follow the verbal instructions, beginning with “Start Tour” on the right side of the screen.
6. You will look at all four of the slides and draw a picture of what you see in the circles below. You may choose the objective you want to use (4, 10, 40, 100).




Letter e, Objective _____



Onion root tip, Objective _____



Bacterial capsule, Objective _____



Cheek smear, Objective _____

You may go to www.cellsalive.com Click on Puzzles. Choose plant or animal cell