






April



**Butterflies  
and  
Dragonflies**





The saying goes:

April showers bring May flowers.

This is a time of growth and activity in the garden. You may see butterflies fluttering by or dragonflies zooming around.

April also includes the following special days:

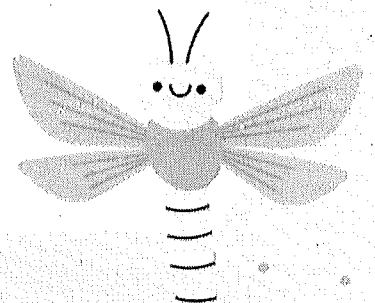


April 1- April Fool's Day

April 8- A Solar Eclipse

April 22- Earth Day

In this packet you will experiment with making a raincloud in a jar, learn more about a solar eclipse, ways to celebrate Earth Day and about the life cycles of butterflies and dragonflies!

Happy Exploring!



# Literature Connections

## Butterflies:

The Very Hungry Caterpillar by Eric Carle

A Butterfly is Patient by Diana Aston

My Oh My A Butterfly by Tish Rabe

Waiting for Wings by Lois Ehlert

Caterpillar Dreams by Clive McFarland

From Caterpillar to Butterfly by Deborah Heligman

When Butterflies Cross the Sky: The Monarch Butterfly

Migration by Sharon Katz Cooper

Are You a Butterfly? by Judy Allen and Tudor Humphries

## Dragonflies:

Are You a Dragonfly? by Judy Allen and Tudor Humphries

Life Cycles Dragonflies by Robin Nelson

If I Were a Dragonfly by Charles B. Finn

# Field Trips

- Visit your local nursery
- Visit Lavender Hollow in Escalon
- Visit Pageo Farms in Turlock
- Visit Poot's Cactus Nursery in Ripon
- Visit Hughson Arboretum and Gardens
- Visit Duarte Poinsettia Nursery
- Watch the solar eclipse on April 8, 2024
- Help clean up the earth on Earth Day, April 22, 2024

# Songs and Poems

The Fuzzy Little Caterpillar to the tune of the Itsy Bitsy Spider

The fuzzy little caterpillar,  
Curled up upon a leaf,  
Spun her little chrysalis  
and then fell fast asleep  
While she was sleeping  
She dreamed that she could fly,  
And later when she woke up  
She was a butterfly!

One Little Dragonfly

One Little Dragonfly with 4 Shiny Wings,  
(hold up 1 finger then 4)

Two Little Dragonflies Learning to Sing  
(hold up 2 fingers)

Three Little Dragonflies Zipping Up and Down  
(hold up 3 fingers)

Four Little Dragonflies Resting on the Ground

Five Little Dragonflies Going Home for lunch,

Along Came a Frog and Munch, Munch, Munch

# Butterflies and Dragonflies

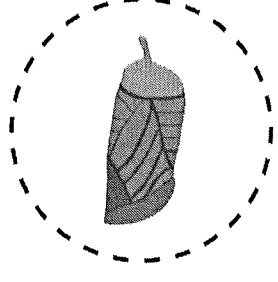

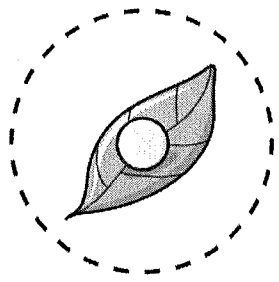

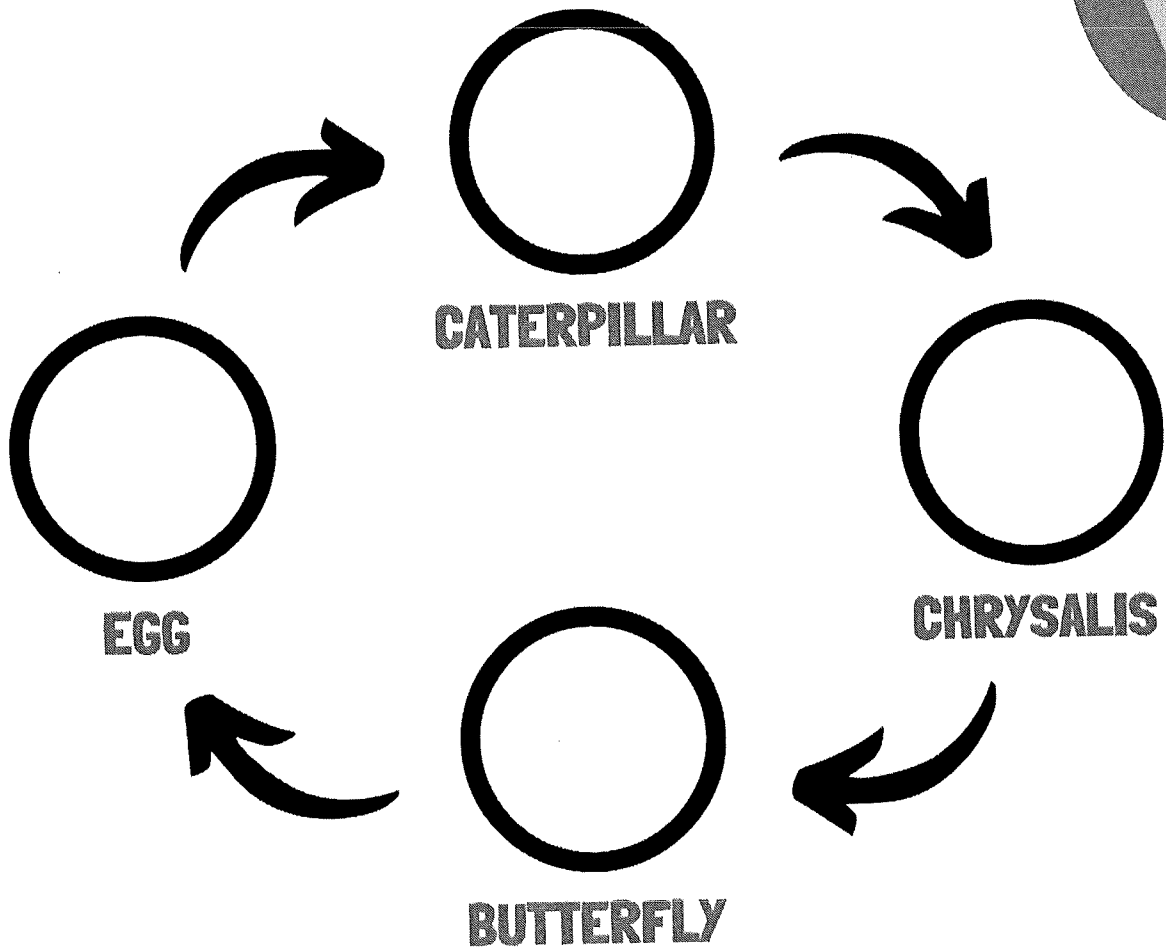
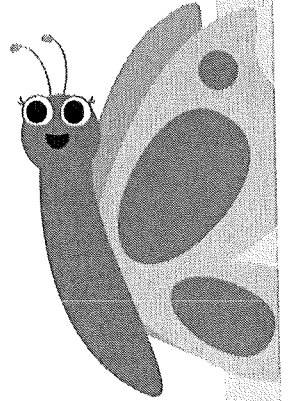
Butterflies are helpful to gardens. There are about 17,500 species of butterflies in the world, and around 750 species in the United States.

Butterflies eat sweet nectar from flowers. They are important to many plants that need cross-pollination. Monarch butterflies migrate in Fall to California and Mexico.

Dragonflies are helpful to humans, they eat annoying bugs like flies and mosquitoes (up to 100/day). The largest insect ever known to exist was a dragonfly! They are considered prehistoric. They can fly as fast as 60mph forward & backward. They also migrate to Mexico in the fall.




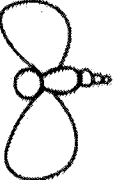
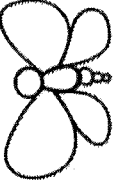
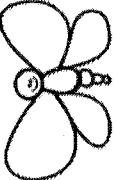


# LIFE CYCLE OF A BUTTERFLY

Cut and paste the pictures on the correct box.





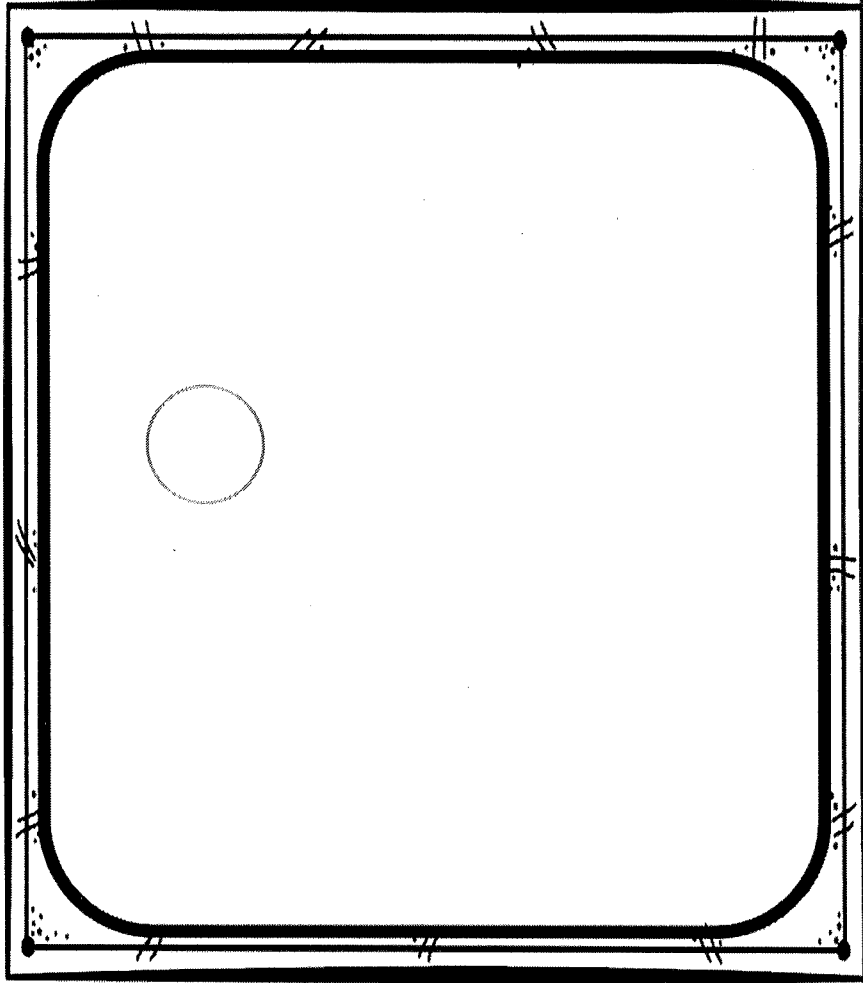
# Draw A Butterfly

 <b>1</b> Draw a head.	 <b>2</b> Add body.	 <b>3</b> Add 3 circles.	 <b>4</b> Add 2 top wings.
 <b>5</b> Add 2 bottom wings.	 <b>6</b> Add a face.	 <b>7</b> Add antennae.	 <b>8</b> Decorate the wings.

©Whimsy Workshop Teaching 2015

Write a sentence.

Name: \_\_\_\_\_



I started with a capital letter.

I used a period at the end.

I used lower case letters.

I used spaces between my words.

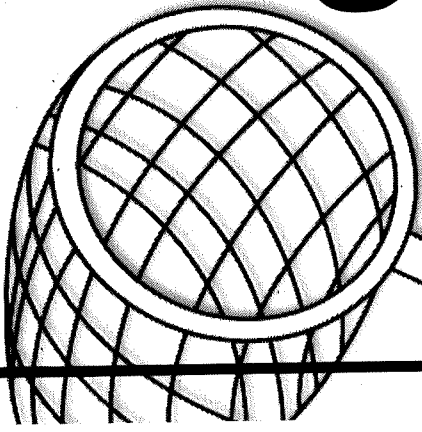
I fixed any backwards letters.

I wrote my name.

# fly high, Butterfly


Add the numbers together to see how many butterflies escape the net!

Color the sum of butterflies that escape.




**1**

$$3 + 2 =$$




**2**

$$1 + 2 =$$




**3**

$$3 + 3 =$$




**4**

$$6 + 1 =$$




**5**

$$0 + 4 =$$





# DRAGONFLY



## Description

Dragonflies are invertebrates. They are insects.

They have 2 sets of wings and 6 legs.

They can fly.

## Diet

Dragonflies are carnivores. They eat other insects such as midges, mosquitoes, moths and butterflies.

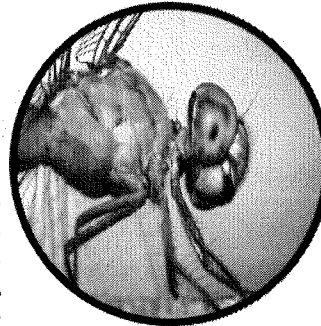


## Habitat

Dragonflies live near water such as ponds, rivers, swamps, lakes and streams.

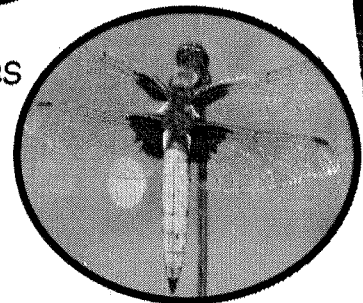
## Fun Facts

- Dragonflies can fly straight up and down and hover like a helicopter.
- There are more than 5000 different species.
- They catch their prey with their feet.



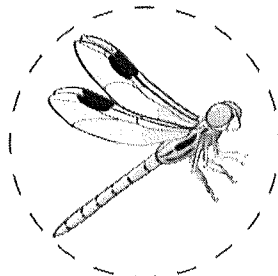
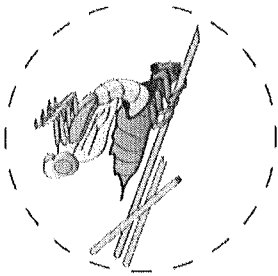


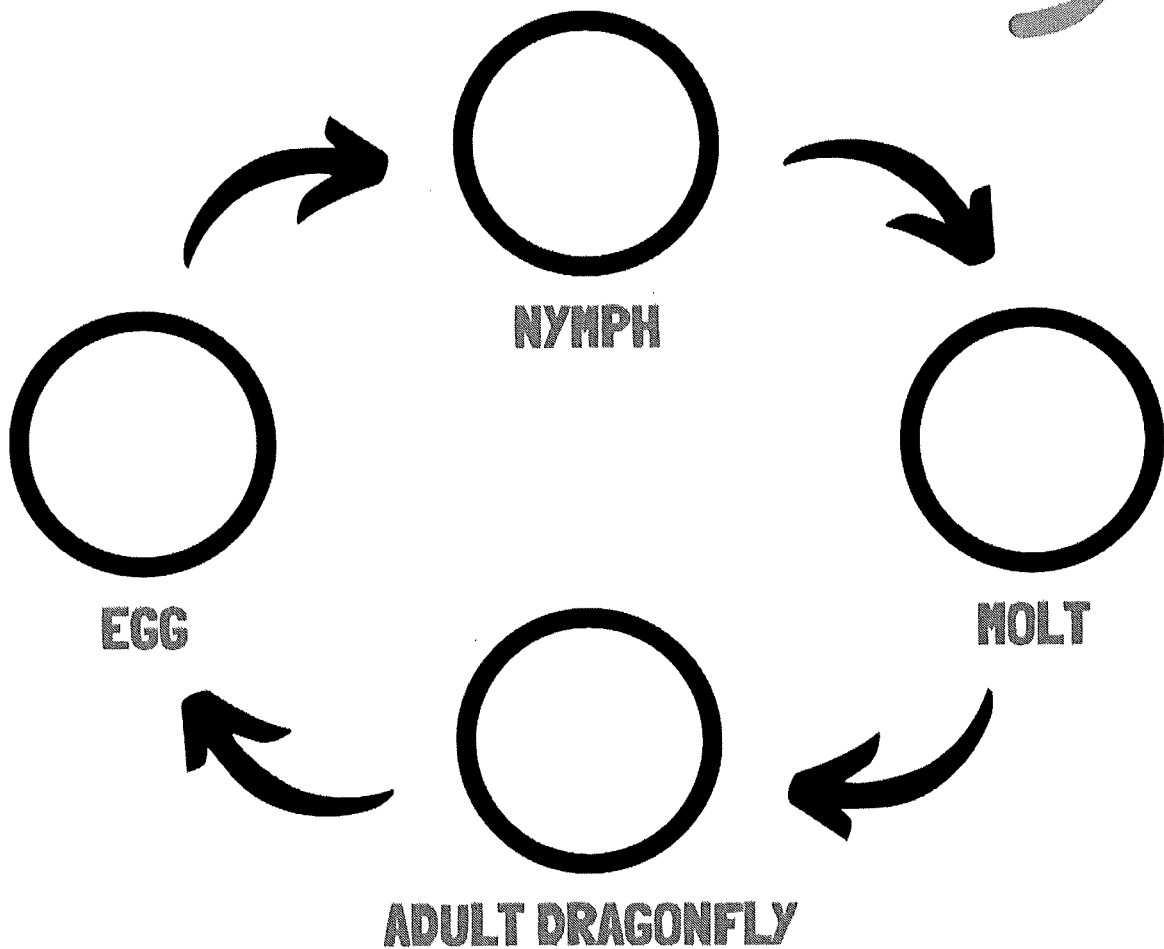
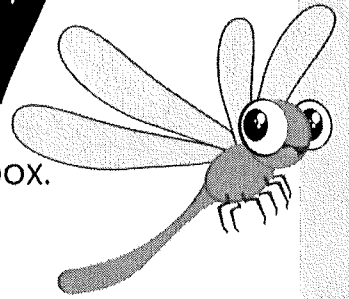
Dragonflies have massive eyes!

Dragonflies can be a variety of colours.







# LIFE CYCLE OF A DRAGONFLY






Cut and paste the pictures on the correct box.




# Spring Animals




Name \_\_\_\_\_




Animals love spring




The rabbit hops.



The bee buzzes.



The bird chirps.



The butterfly flies.

I see a

\_\_\_\_\_ ●

What do the animals love?

\_\_\_\_\_  
\_\_\_\_\_  
\_\_\_\_\_

What does the rabbit do?

\_\_\_\_\_  
\_\_\_\_\_  
\_\_\_\_\_

What does the bee do?

\_\_\_\_\_  
\_\_\_\_\_  
\_\_\_\_\_

Name \_\_\_\_\_

Date \_\_\_\_\_



# Spring Diagram

Write and draw about springtime.

Looks like...

Feels like...

Smells like...

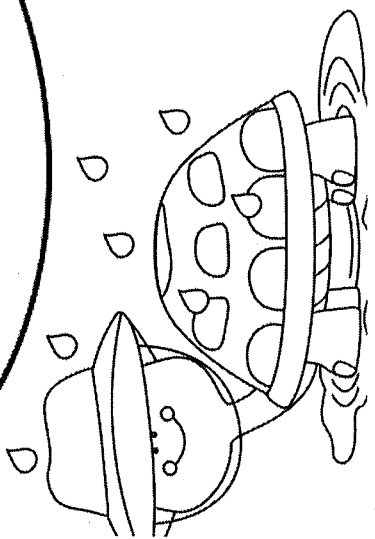
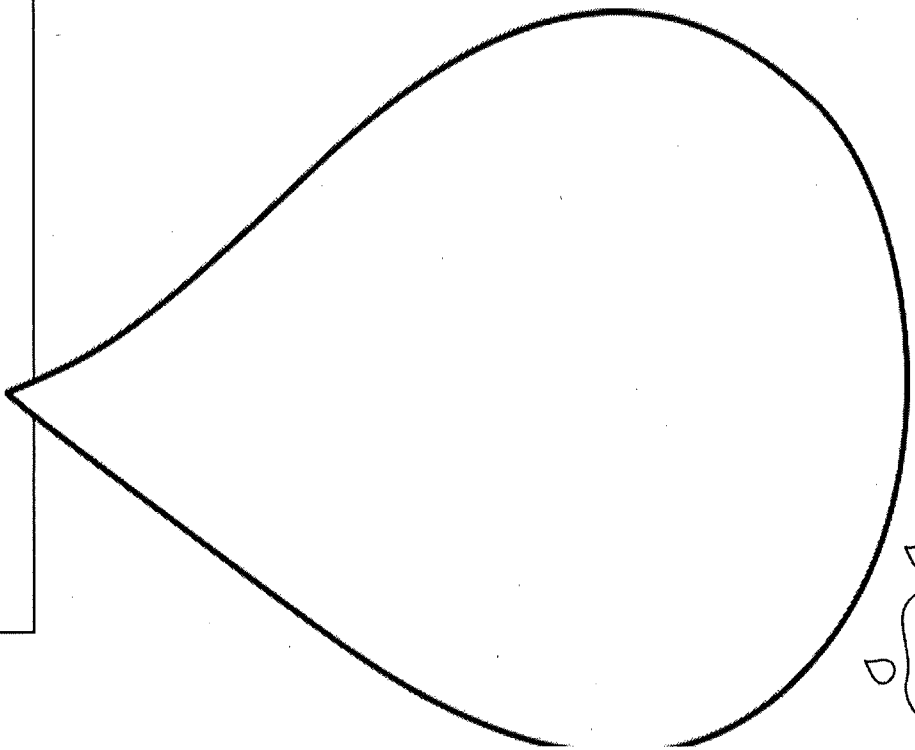


Name \_\_\_\_\_ Date \_\_\_\_\_

The weather changes in the spring. I can write and draw about changes in the weather.

Spring

Handwriting practice lines consisting of multiple sets of solid top and bottom lines with a dashed middle line.


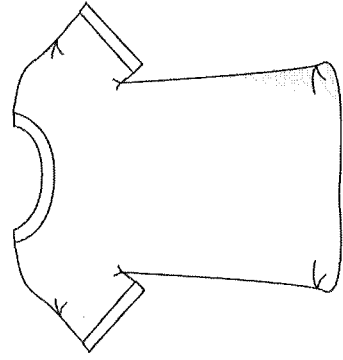
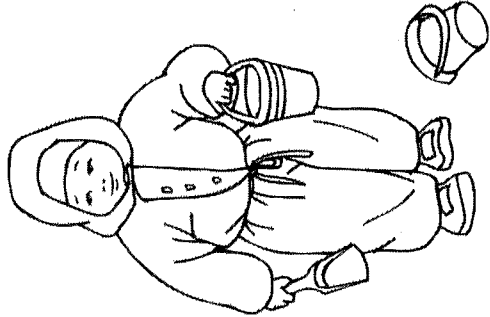
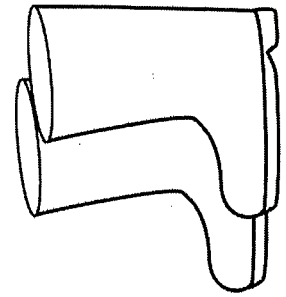
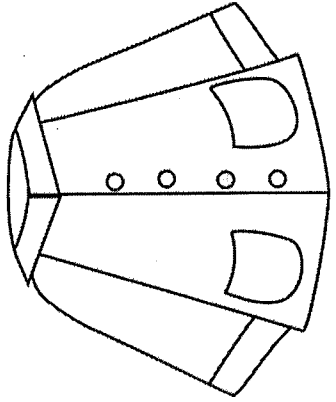
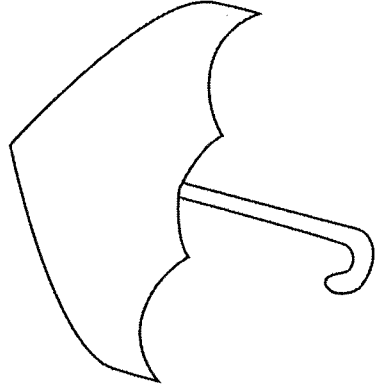
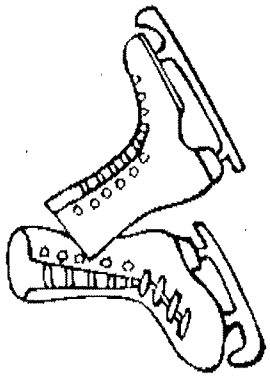
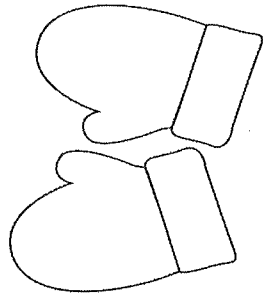




Name \_\_\_\_\_ Date \_\_\_\_\_

# I can dress for spring weather.

Circle all the pictures that show spring clothes.



Name \_\_\_\_\_

Date \_\_\_\_\_

# April Showers Bring May Flowers

Follow the directions.

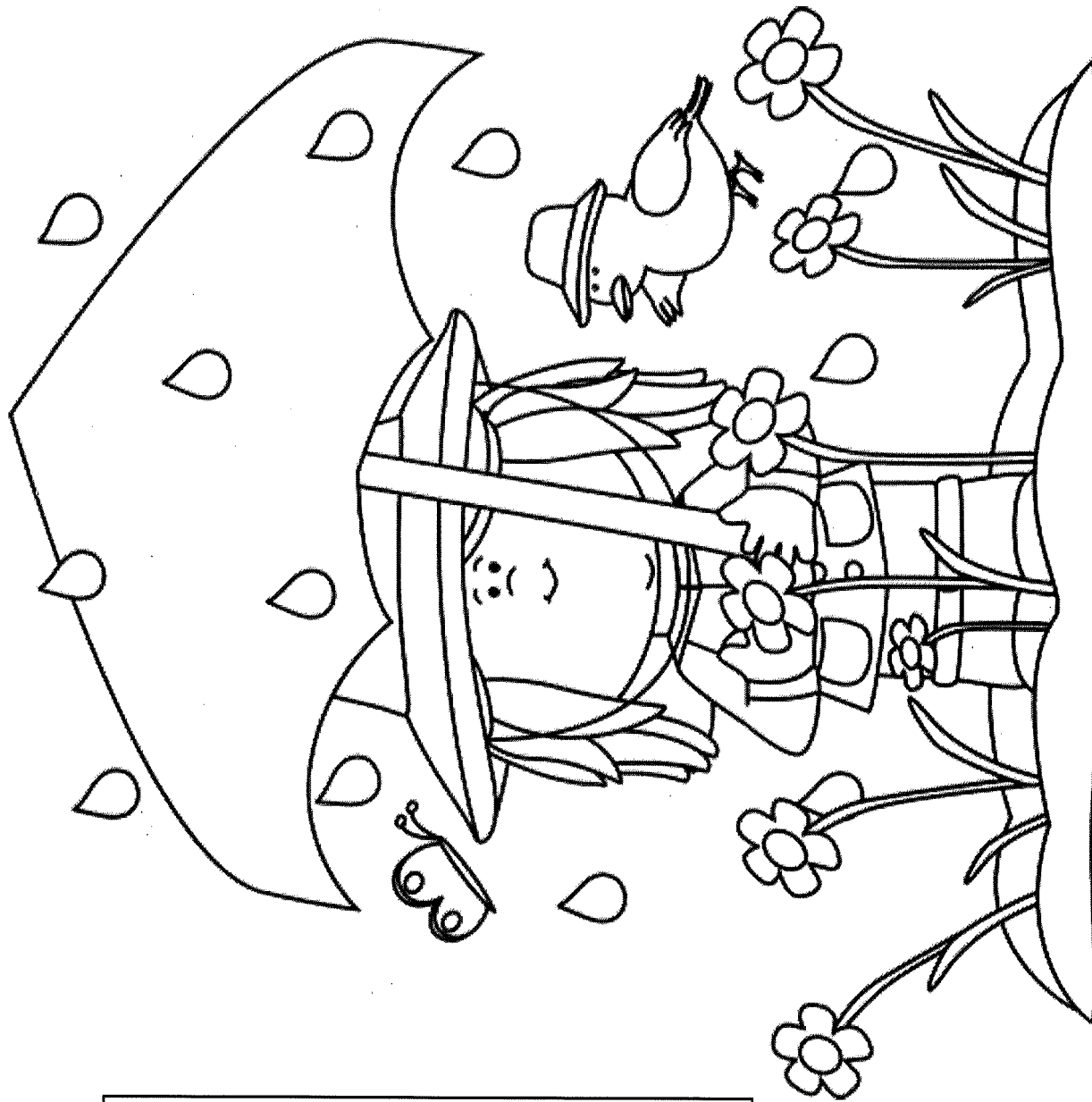
Color the raindrops blue.

Color the bird red.

Color the butterfly pink.

Color the stems green.

Color the flowers yellow.



# Rainy Day

## Scavenger Hunt

Draw a picture of what you find.

rain cloud

umbrella

worm

puddle

rain boots

rainbow

grass

raincoat

kids splashing


frog



# Raincloud in a Jar STEAM

## Supplies Needed:

- A large jar
- Shaving cream (not a gel version)
- Gel Food coloring or washable watercolors
- droppers
- Recording sheet



## Setting Up the Weather Experiment

1. In a small cup, mix the food coloring with some water.
2. Fill the large jar with water until it is about 3/4 full.
3. Place the jar and the cups of colored water on the table.  
Place a pipette in each cup of colored water.
4. Right before you are ready to do the experiment, spray a bunch of shaving cream in the jar until it is just a small bit above the top of the jar.

## Doing the Rain Cloud in a Jar Experiment

Ask your child to pick up some colored water with a dropper and squirt it on top of the shaving cream cloud. Repeat this step one or two more times, but pay close attention to what is happening below the cloud!

The colored water will begin to seep down through the shaving cream and into the water below. Just like rain!


# Rain Cloud in a Jar

What I think will happen:

---

---

What I observed:




What I learned:

---

---



# April Fool's Day



April Fool's Day happens every year on April 1st! It is a day for being silly, having fun and laughing. This holiday has been celebrated for a very long time.

April Fool's Day started almost 500 years ago when people used a different calendar than we use now. It used to be that the New Year started at the beginning of April. When a new calendar was created most people started following it but a few people wanted to keep using the old one. They continued to celebrate the old New Year at the beginning of April. The people who followed the new calendar started making jokes and doing pranks on people who didn't change. One of the jokes was calling them "April Fools" and playing jokes every year on April 1.

Most people love celebrating April Fool's Day. Making jokes and playing pranks can make us feel happy and laugh. It is a day to have fun with your friends and family. It is important to make sure that the jokes and pranks are fun for everyone and not mean. Some people do not find tricks funny and feel upset or sad by them.

Some people say they baked Brown E's (brownies) and have a pan fool of brown construction paper letter E's but then have a hidden pan of actual brownies too. How can you celebrate this fun and silly holiday in a nice way?

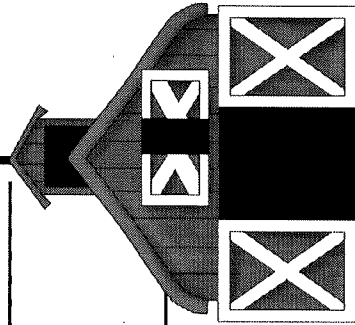
Enjoy your April Fool's Day!

Name \_\_\_\_\_

# April Foolishness




Tell me about a kind April Fools  
joke you would like to play on  
someone.

Draw a picture of what you  
wrote.



Name \_\_\_\_\_

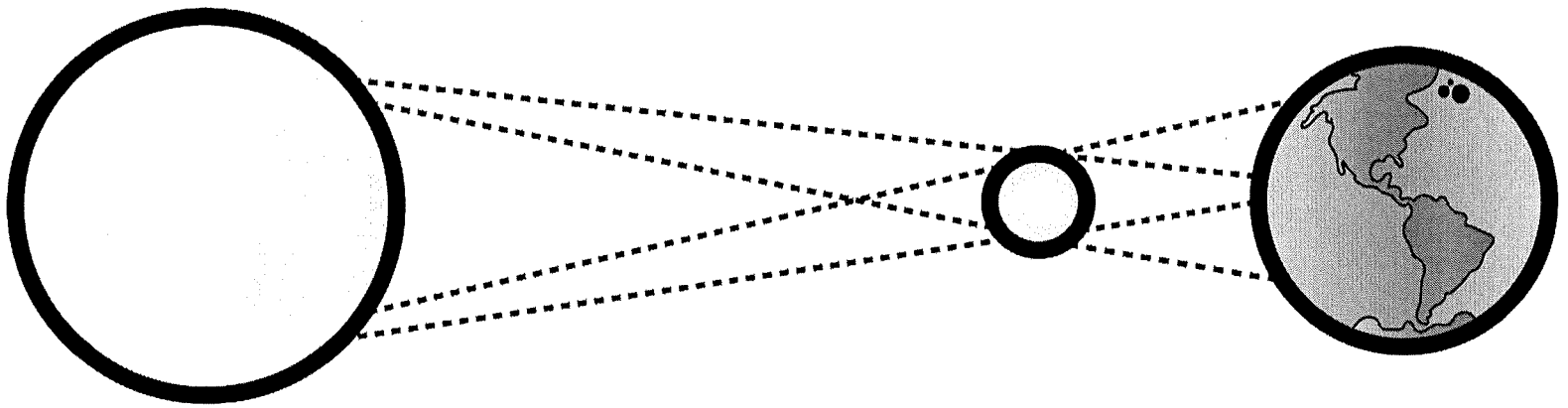
What happens when it rains cats and dogs?



You might step in a puddle!

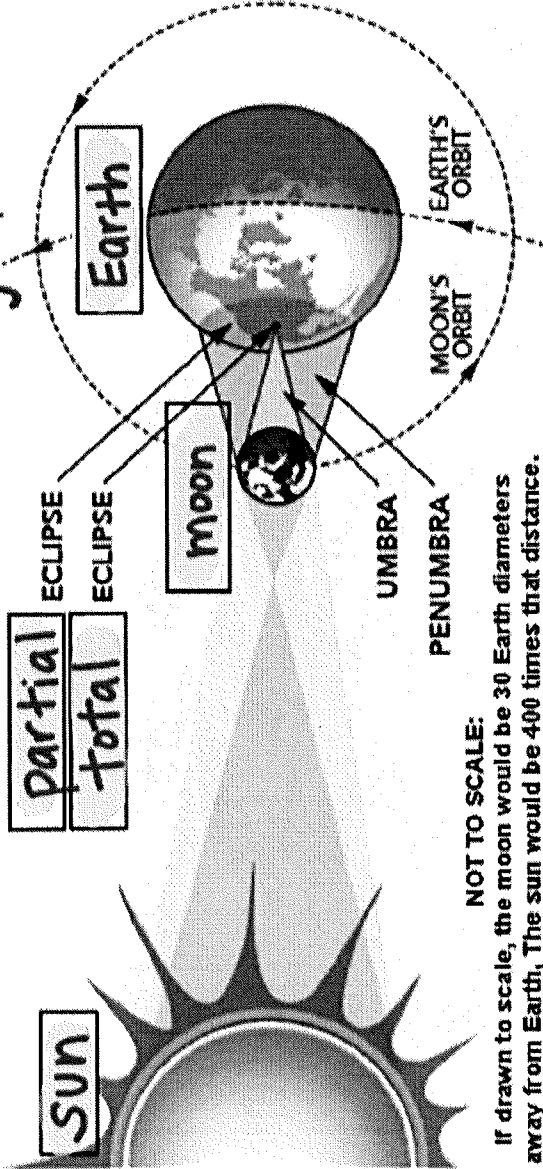


# solar eclipse



When the earth, moon, and sun all line up with the moon in the middle blocking at least some of the sun from the viewpoint of earth, this is a solar eclipse.

# TOTAL SOLAR ECLIPSE: Monday, April 8, 2024



NOT TO SCALE:  
If drawn to scale, the moon would be 30 Earth diameters away from Earth, The sun would be 400 times that distance.

Partial Eclipse  
Total Eclipse

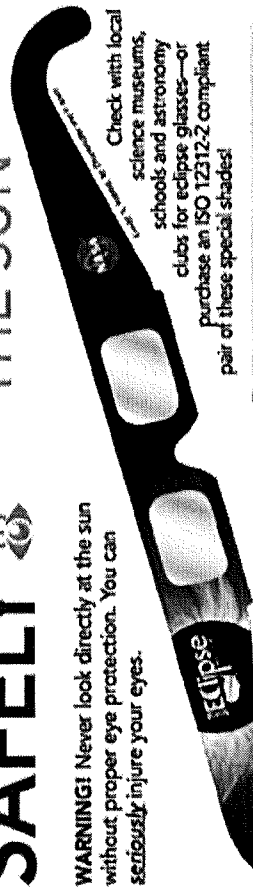
The next North American  
"coast to coast" eclipse will  
happen in the year **2045**

How many minutes  
will the total  
eclipse occur in  
Cleveland, Ohio? **4**

always be safe!

**SAFELY** observing THE SUN

WARNING! Never look directly at the sun without proper eye protection. You can seriously injure your eyes.



SUN FUNNEL

YES! NO!

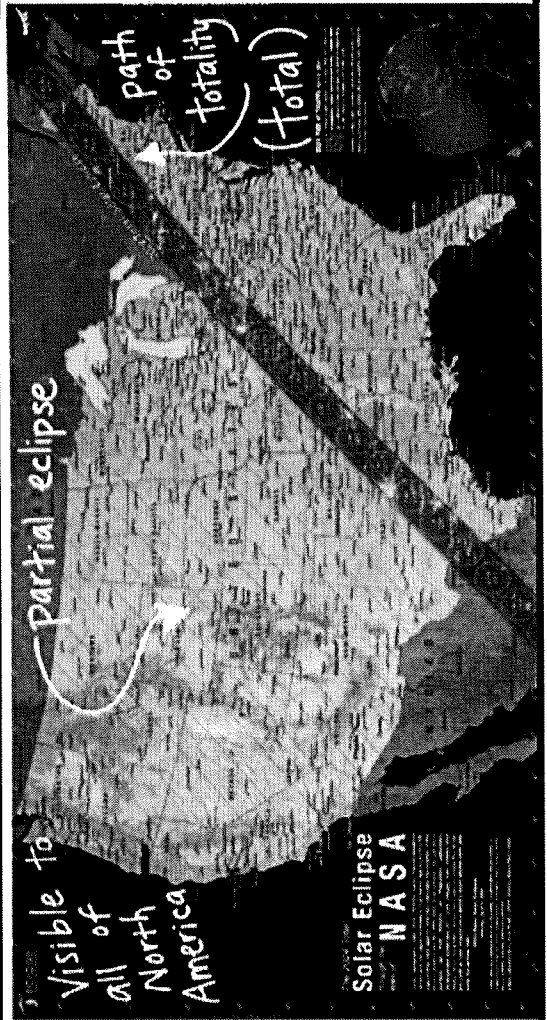
View the eclipse with special eclipse glasses. Regular sunglasses are not safe to view the eclipse.

Check with local science museums, schools and astronomy clubs for eclipse glasses—or purchase an ISO 12312-2 compliant pair of these special shades!

Inexpensive and easy to build, the sun funnel is a device that completely encloses the light coming from a telescope and projects a magnified image of the sun, large enough for many people to view at once.  
<https://eclipse2017.nasa.gov/mult-sun-funnel>

# the LUCKIEST Cities

LOCATION	PARTIAL BEGINS	TOTALITY BEGINS	MAXIMUM	TOTALITY ENDS	PARTIAL ENDS
DALLAS, TEXAS	12:23 pm CT	1:40 pm CT	1:42 pm CT	1:44 pm CT	3:02 pm CT
DABEL, OKLAHOMA	12:28 pm CT	1:45 pm CT	1:47 pm CT	1:49 pm CT	3:06 pm CT
LITTLE ROCK, ARKANSAS	12:33 pm CT	1:51 pm CT	1:52 pm CT	1:54 pm CT	3:11 pm CT
POPULAR BUFF., MISSOURI	12:39 pm CT	1:56 pm CT	1:56 pm CT	2:00 pm CT	3:15 pm CT
PADUCAH, KENTUCKY	12:42 pm CT	2:00 pm CT	2:01 pm CT	2:02 pm CT	3:18 pm CT
CARBONDALE, ILLINOIS	12:42 pm CT	1:59 pm CT	2:01 pm CT	2:03 pm CT	3:18 pm CT
EVANSVILLE, INDIANA	12:45 pm CT	2:02 pm CT	2:04 pm CT	2:05 pm CT	3:20 pm CT
CLEVELAND, OHIO	1:59 pm ET	3:13 pm ET	3:15 pm ET	3:17 pm ET	4:29 pm ET
ERE, PENNSYLVANIA	2:02 pm ET	3:16 pm ET	3:18 pm ET	3:20 pm ET	4:30 pm ET
BUFFALO, NEW YORK	2:04 pm ET	3:18 pm ET	3:20 pm ET	3:22 pm ET	4:32 pm ET
BURLINGTON, VERMONT	2:14 pm ET	3:26 pm ET	3:27 pm ET	3:29 pm ET	4:37 pm ET
LANCASTER, NEW HAMPSHIRE	2:16 pm ET	3:27 pm ET	3:29 pm ET	3:30 pm ET	4:38 pm ET
CARBOL, MAINE	2:22 pm ET	3:32 pm ET	3:33 pm ET	3:34 pm ET	4:40 pm ET

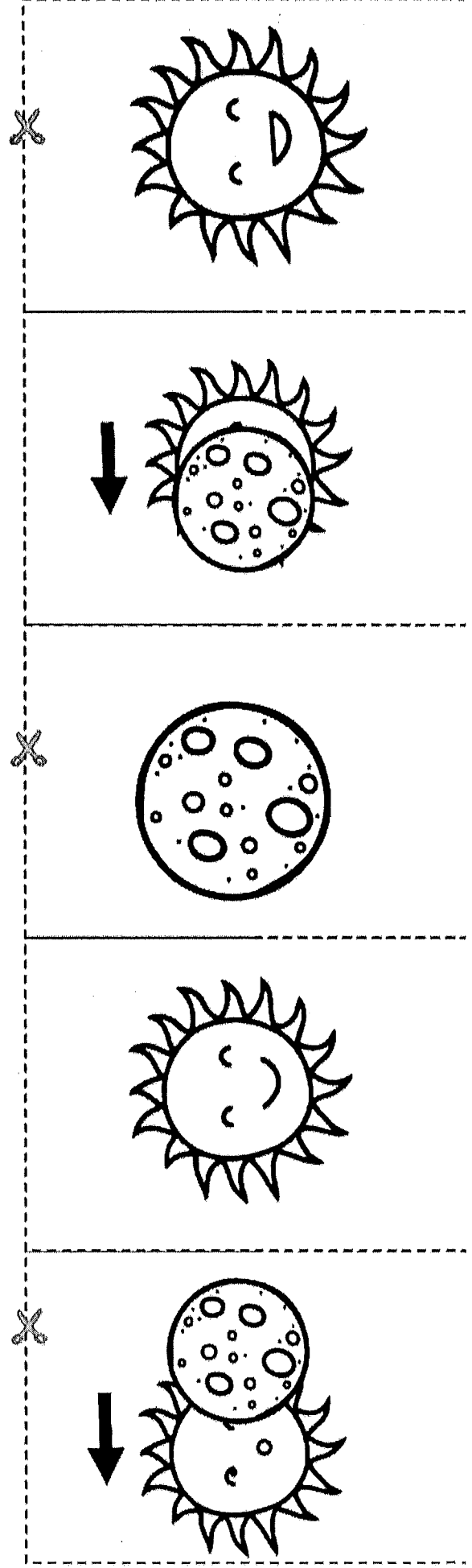
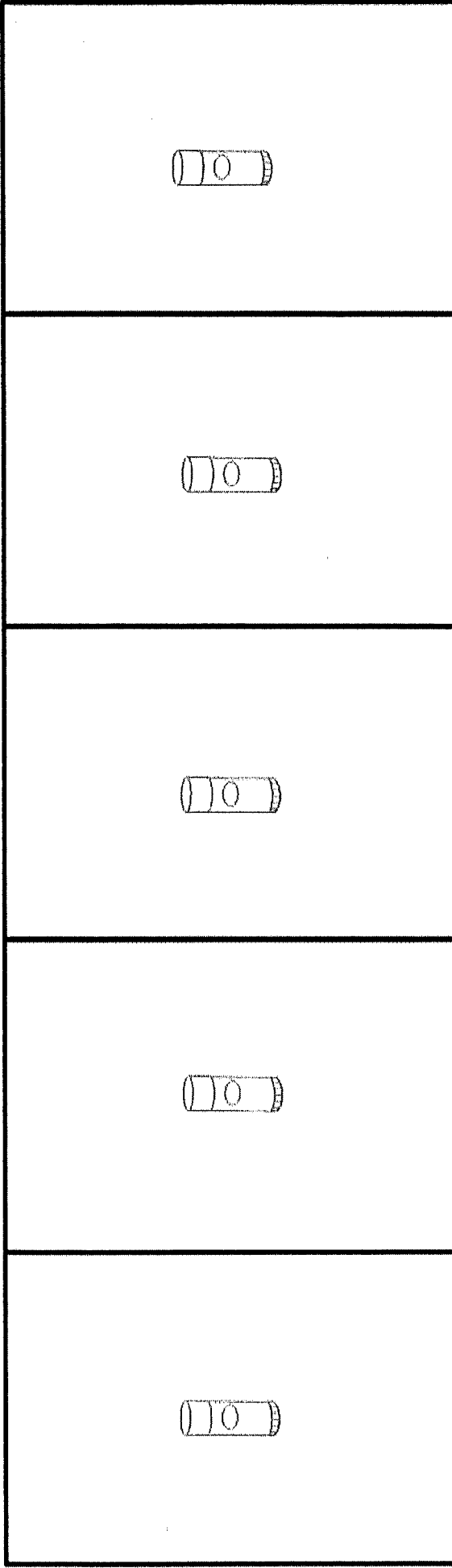



Name: \_\_\_\_\_

# SOLAR ECLIPSE

Cut out the pictures and paste them to make a solar eclipse.

©teacher minimal





my name is: \_\_\_\_\_

I was \_\_\_\_\_ years old.

**I** WENT TO \_\_\_\_\_

TO WATCH THE ECLIPSE.

IT WAS ABOUT \_\_\_\_\_ MILES FROM HOME.

**IT** WAS PRETTY **AWESOME!!**

I will always remember \_\_\_\_\_  
\_\_\_\_\_  
\_\_\_\_\_



★ **E** ★  
WAS WITH:  
\_\_\_\_\_  
\_\_\_\_\_  
\_\_\_\_\_

THE **WEATHER** WAS LIKE THIS:  
\_\_\_\_\_  
\_\_\_\_\_  
\_\_\_\_\_



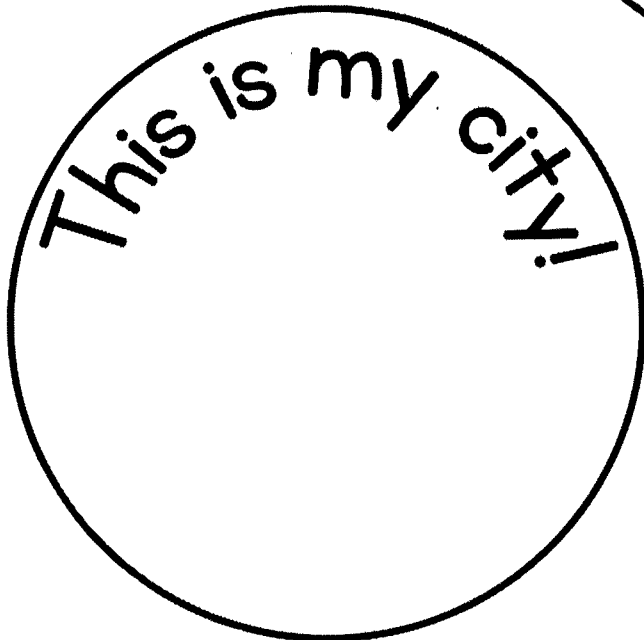


WAS IT **TOTAL DARKNESS?**  
 YES  NO

**Here's** what I learned.  
\_\_\_\_\_  
\_\_\_\_\_  
\_\_\_\_\_


Moon, Earth, and Sun- Color and cut out the moon and sun and use them to act out the solar eclipse.




ME  
ON THE  
MAP



CUT OUT CIRCLES AND  
GLUE ONTO  
CONSTRUCTION PAPER  
WITH THE SMALLEST  
CIRCLE ON TOP DOWN  
TO THE LARGEST.  
DRAW PICTURES TO  
GO WITH EACH  
DESCRIPTION.



ME  
ON THE  
MAP



**our**

# **Responsibilities**

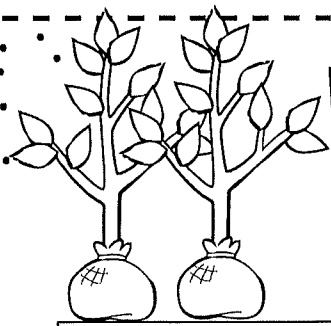
**What does  
it mean to be  
responsible?**

**at home**

**at school**



**in my  
community**



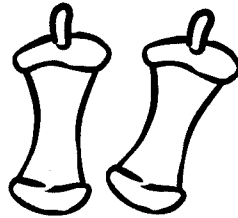


# Earth Day

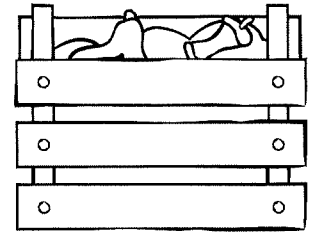
## Scavenger Hunt




recycling symbol




food scraps




compost




globe




light bulb




recycling bin




can




plastic bottle




recycling truck



tree



kids recycling




flowers

Cross off each picture as you find it.

Name \_\_\_\_\_

# Hurting or Helping?



©Keeping My Kiddo Busy, LLC 2020-2024 keepingmykiddobusy.com All Rights Reserved


recycle



plant  
new trees



pollute  
the air



compost



too much  
garbage



litter



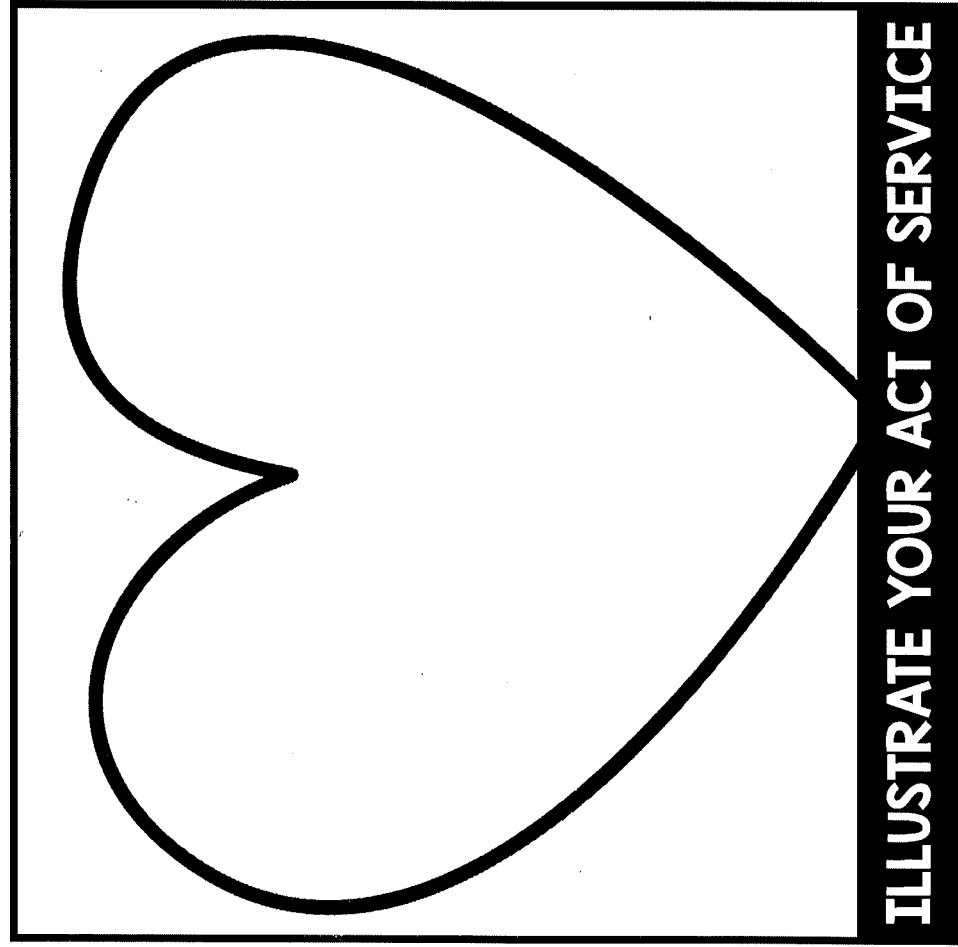
I hurt the Earth

when I

I help the Earth

when I

# GIVING HEART



**MY RANDOM ACT OR SERVICE**

---

---

---

---

---


---

---

# growth mindset

## what is it?

We used to think that our intelligence was fixed – meaning we were either smart or we weren't. Scientists have proven again and again that simply is not true. Our brain acts like a muscle – the more we use it, the stronger (and smarter) our brain becomes.



### IS YOUR MINDSET FIXED?


A person with a fixed mindset may do these things:

- avoid challenges
- give up easily
- ignore feedback
- become threatened by other people's success
- try hard to appear as smart or capable as possible

### WHAT DOES A GROWTH MINDSET LOOK LIKE?

A person with a growth mindset may do these things:

- embrace challenges
- give their best effort
- learn from feedback
- become inspired by other people's successes
- believe their intelligence can change if they work hard



# growth mindset

## ways to help your child

### TALK ABOUT IT

Talk with your child about their day, but guide the discussion by asking questions like:

- Did you make a mistake today? What did you learn?
- What did you do that was difficult today?

### ENCOURAGE FAILURE (say what?!)

Your child needs to know that failure can (and often does) happen and **it is okay!** Remind them that each time they fail and try again, their brain is growing stronger!

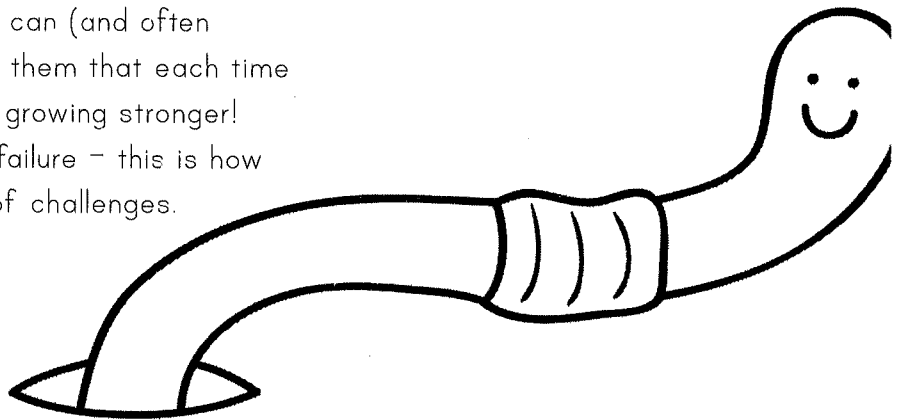

Don't step in to prevent your child's failure - this is how they learn to persevere in the face of challenges.

### PRAISE THE PROCESS

Instead of saying, "You're so smart!" praise effort, goal setting, persisting through challenges, or being creative.

You can say something like:

- "Wow! You must have worked really hard on this!"









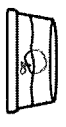
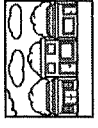













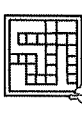






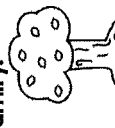
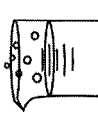

### THE BRAIN CAN GROW!

Remind your child that **their intelligence is not fixed.** Remind them that when things are difficult, their brain grows if they persist through the challenge. Each time they learn something new, their brain is making new connections. Your child needs to know this is possible!

### HELP THEM CHANGE THEIR DIALOGUE

Your child's self-talk, or internal monologue, makes a huge impact on their mindset. If they say, "This is too hard!" help them change that to "I can't do this yet, but I will keep trying." Give them the words to say when they are feeling defeated by modeling it yourself!

# Content Mat: Pick a Challenge & Learn

<p>Let's learn! Make a map of your house. Include a key and labels for your map.</p> 	<p>Let's learn! What is light? What is heavy? Find items around your home that are light and heavy. Choose two items to compare.</p> 	<p>Let's learn! What is a sunrise? What is a sunset? With a guardian, see if you can watch the sun rise or the sun set.</p> 	<p>Let's learn! What does it mean to vote? Take a vote with your family. Do they like vanilla or chocolate more?</p> 	<p>Let's learn! What is a lever? What is a pulley? Find something in your home that is a lever or has pulley or wheels.</p> 	<p>Let's learn! Make a timeline of your life. Add all the important events you've had in your life.</p> 	<p>Let's learn! What does it mean to sink? What does it mean to float? With a helper, practice seeing if items sink or float.</p> 	<p>Let's learn! Dress up as your favorite community helper. Give a presentation on your helper.</p> 
<p>Let's learn! What is an invention? What is an inventor? With a guardian, research an invention you are interested in.</p> 	<p>Let's learn! What are the five senses? Find something around your home to practice each sense.</p> 	<p>Let's learn! What does it mean to be helpful? Take part in a helpful act for a loved one or friend.</p> 	<p>Let's learn! What does it mean to vote? Take a vote with your family. Do they like vanilla or chocolate more?</p> 	<p>Let's learn! What is a lever? What is a pulley? Find something in your home that is a lever or has pulley or wheels.</p> 	<p>Let's learn! Look at a map. Identify your country, state/province, and city.</p> 	<p>Let's learn! What does it mean to recycle? What does it mean to reuse? Choose an item you can reuse to make something new.</p> 	<p>Let's learn! What is weather? Chart the weather for three days. Was it sunny? Was it cloudy? Did it rain?</p> 
<p>Let's learn! Use a magnet to test items around the house. What sticks to the magnet? Do plastic items stick?</p> 	<p>Let's learn! What is a want? What is a need? Make a list of wants and needs.</p> 	<p>Let's learn! What are the four seasons? Illustrate 4 trees to show all the seasons.</p> 	<p>Let's learn! What does it mean to vote? Take a vote with your family. Do they like vanilla or chocolate more?</p> 	<p>Let's learn! What is a lever? What is a pulley? Find something in your home that is a lever or has pulley or wheels.</p> 	<p>Let's learn! Choose your favorite card or board game to play. Review and teach a guardian the rules to the game.</p> 	<p>Let's learn! What are the parts of a plant? Illustrate the roots, stem, leaves, and flower.</p> 	<p>Let's learn! What does it mean to be kind? Show a random act of kindness for a loved one or friend.</p> 
<p>Let's learn! With a guardian, research a famous person from history. What was this person famous for doing?</p> 	<p>Let's learn! What is a habitat? With a helper, make the perfect habitat for a turtle or frog.</p> 	<p>Let's learn! What is a tradition? Discuss with your family some of your traditions for the holidays.</p> 	<p>Let's learn! At dark, go outside or look out of a window. Do you see the moon? Do you see the stars? What makes the moon glow?</p> 	<p>Let's learn! What is a family? Who is in your family? Make a family tree to show your family.</p> 	<p>Let's learn! What is a liquid? What is a gas? What is a solid? Search your home for a solid and a liquid.</p> 	<p>Let's learn! What does it mean to spend money? What does it mean to save money? What would you like to save your money for?</p> 	<p>Let's learn! What is a shadow? On a sunny day and with a helper, go outside and search for a shadow. Illustrate the shadow.</p> 