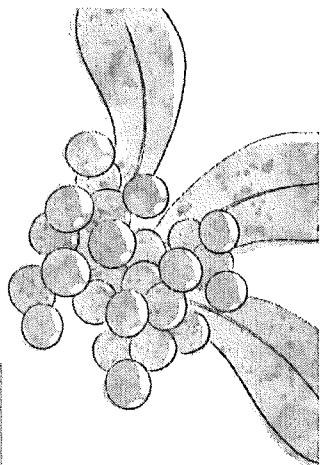



November TK/Kindergarten Packet





AUTUMN

winds

**AUTUMN WINDS BEGIN TO
BLOW,**

**COLORED LEAVES FALL
FAST AND SLOW.**

**WHIRLING, TWIRLING ALL
AROUND,**

**TILL AT LAST THEY TOUCH
THE GROUND.**



SONGS AND FINGERPLAYS

I'm a Little Pinecone

I'm a little pinecone brown and small (make a fist with one hand)
I live in a pine tree oh so tall. (stretch arms up high)
When the cold wind blows I dance and hop (wave arms as though the wind were blowing)
Down to the ground with a PLOP, PLOP, PLOP! (fall down on the floor)

Thanksgiving Time Sung to: The Farmer and the Dell
Thanksgiving Time is Here, Let's Give a Great Big Cheer
For Food and Friends and Family
Thanksgiving Time is Here

Funny Turkey Sung to: All Around the Mulberry Bush
A Turkey is a Funny Bird His Head Goes
Wobble-Wobble.
And He Knows
Just One Word... "Gobble, Gobble, Gobble"

We are Thankful

We are thankful for the food we eat,
We are thankful for the friends we meet,
We are thankful for the golden sun,
The trees, the birds, and everyone.

Stone Soup

Heat some water in a pot, add a stone you've scrubbed a lot,
Sprinkle pepper, salt and herbs, Let it boil undisturbed.
Drop in carrots, onions too,
Let the soup heat through and through.
Stir in milk to make it sweet, Add potatoes for a treat.
Let it stew, let it bubble, let it brew,
Taste the soup and when it's done,
Share "stone soup" with everyone!

**N
O
V
E
M
B
E
R**

MONTHS OF THE YEAR


<i>Number of days</i>	<i>Season</i>	<i>November is the</i> <i>month of the year</i>
<i>Significant dates</i>		<i>The weather is</i>







November November

Draw an activity you can do in November

Thankful Tree


Use the leaves to write what you are thankful for and color them a fall color and add to your tree.





I'M THANKFUL FOR...

Describe and draw a picture of one thing that you are thankful for below.



Fall Following Directions Activity

Instructions:

Give each of your students a copy of the worksheet on page 1. Choose the difficulty level below and instruct your students to take out some colored pencils or crayons. Read the directions to your students. Your students should follow the directions exactly.

1 Step Directions


Color the squirrel green.
Circle the pinecone.
Draw a square around the pumpkin.
Put an "X" on the acorn.
Put a dot on the corn.
Draw a star next to the turkey.
Draw a line above the leaf.
Draw an arrow pointing at the squirrel.
Draw a triangle around the owl.
Color the fox blue.

2 Step Directions




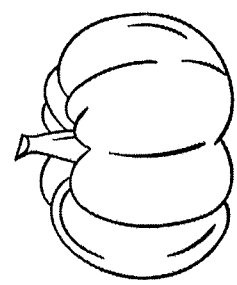



Before you color the corn, draw a square next to the pinecone.
Circle the turkey, then draw a line under the squirrel.
Color the acorn yellow, then draw a line above the owl.
Draw a square around the leaf, then color the pinecone blue.
After you put a heart around the pumpkin, color the leaf.
Before you color the pumpkin, put a triangle next to the pinecone.
Draw an arrow next to the leaf before you color the fox.
Draw an "X" on the squirrel and circle the fox.
Draw a line through the pinecone and leaf, then circle the owl.
Draw a line between the acorn and pumpkin, and color the paint.

Conditional Directions

If today is Friday, color the acorn brown; otherwise, color the acorn yellow.
If you colored the acorn yellow, color the pumpkin green.
If September comes before March during the calendar year, circle the owl.
If you are under the age of 10, circle the pinecone; otherwise circle the acorn.
Color the owl and pinecone, but not the squirrel.
Color the squirrel blue if you have art today; Otherwise, color it orange.
If today is a weekday, write your name above the pinecone.



Fall Following Directions Activity



Name _____

page _____

ALL ABOUT MY LEAF

DRAW A PICTURE OF YOUR LEAF

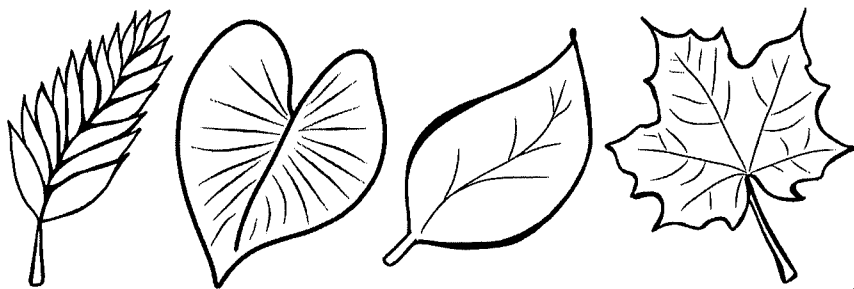
THE SIZE OF MY LEAF IS

small


medium

large

THE SHAPE OF MY LEAF IS



THE COLOR OF MY LEAF IS

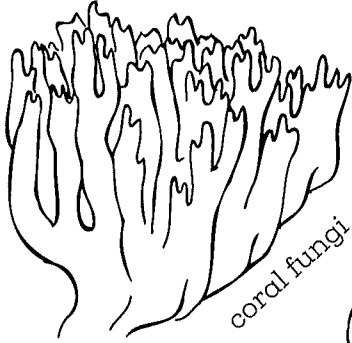


My leaf is special because _____

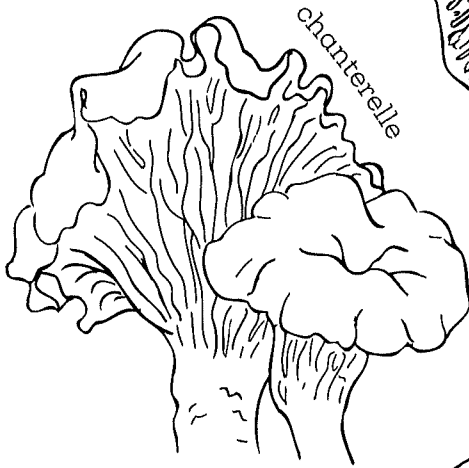


Fungi

coloring page




coral fungi



chanterelle



hollow stalked bolete



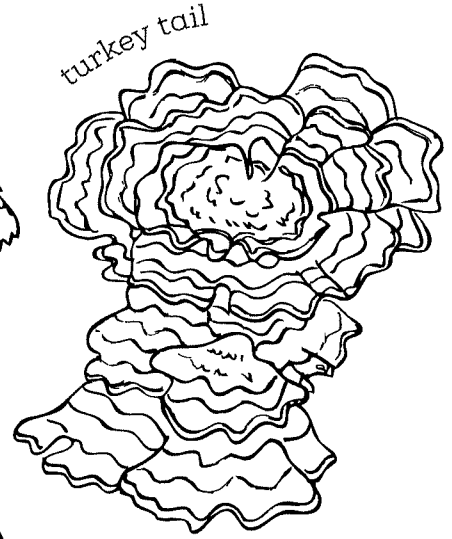
fly agaric



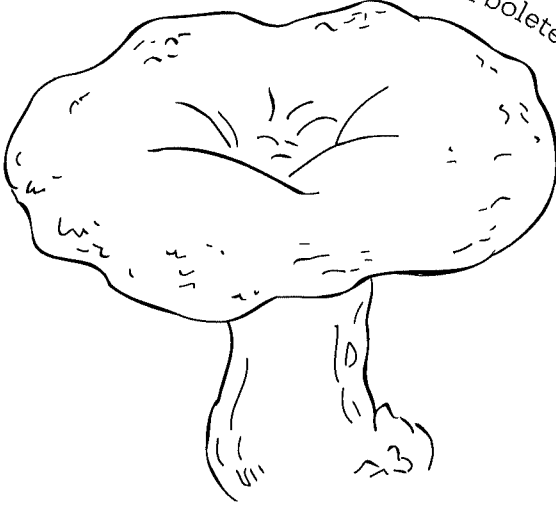
shaggy mane




penny bun bolete



turkey tail





parasol



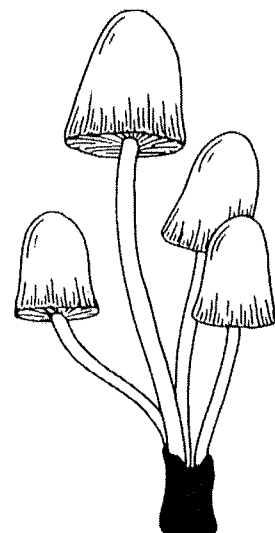

death cap

FUNGI/MUSHROOMS

Video about Fungi:
[https://youtu.be/2fooP2ienR0?
feature=shared](https://youtu.be/2fooP2ienR0?feature=shared)



Timelapse Video of Mushrooms
[https://youtu.be/FJBUkb4aXZk?
feature=shared](https://youtu.be/FJBUkb4aXZk?feature=shared)



KWL Chart

Write or draw in the box: What do you know about turkeys already?

What do you wonder about turkeys?

After reading the book, what did you learn about turkeys?

K

What I know

W

What I wonder

L


What I learned

--


--

--


Turkey Life Cycle Reader




Name: _____




This is an egg.




The turkey is hatching.




The turkey is emerging from the egg.



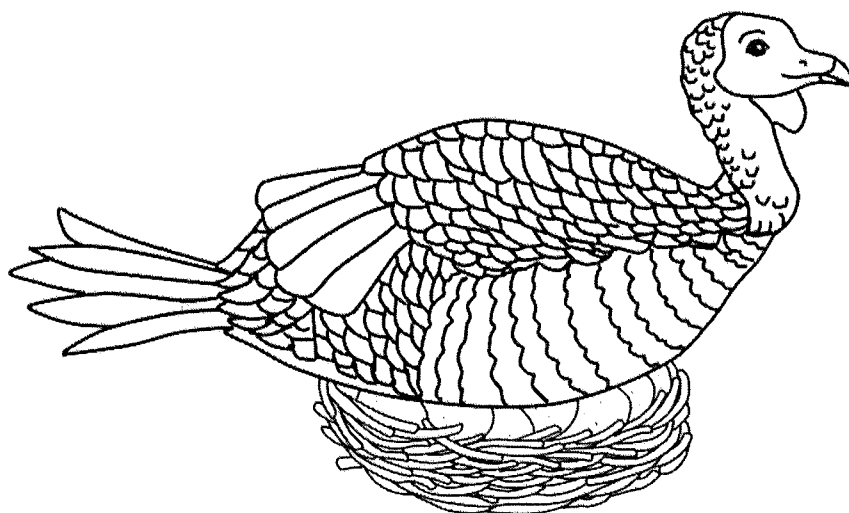
This is a poul.



A female turkey is called a hen.



A male turkey is called a tom.



The hen is incubating the eggs.

STONE SOUP

SCIENCE EXPERIMENT

ASK A QUESTION



Does stone soup taste different than regular soup?

MAKE A PREDICTION




I think stone soup will taste...

the same as

different than

regular soup.

COMPLETE THE EXPERIMENT



1. Fill 2 pots with the same amount of water.
2. Put 3 clean stones in **one** of the pots.
3. Add ingredients from the story, Be sure to use the same amount in each pot.
4. Cook both soups for the same length of time.
5. Do a blind taste test of each soup.

RECORD YOUR RESULTS



Taste each soup 3 times, do they taste the same?

- | | | |
|----|------|-----------|
| 1. | Same | Different |
| 2. | Same | Different |
| 3. | Same | Different |

CONCLUSION



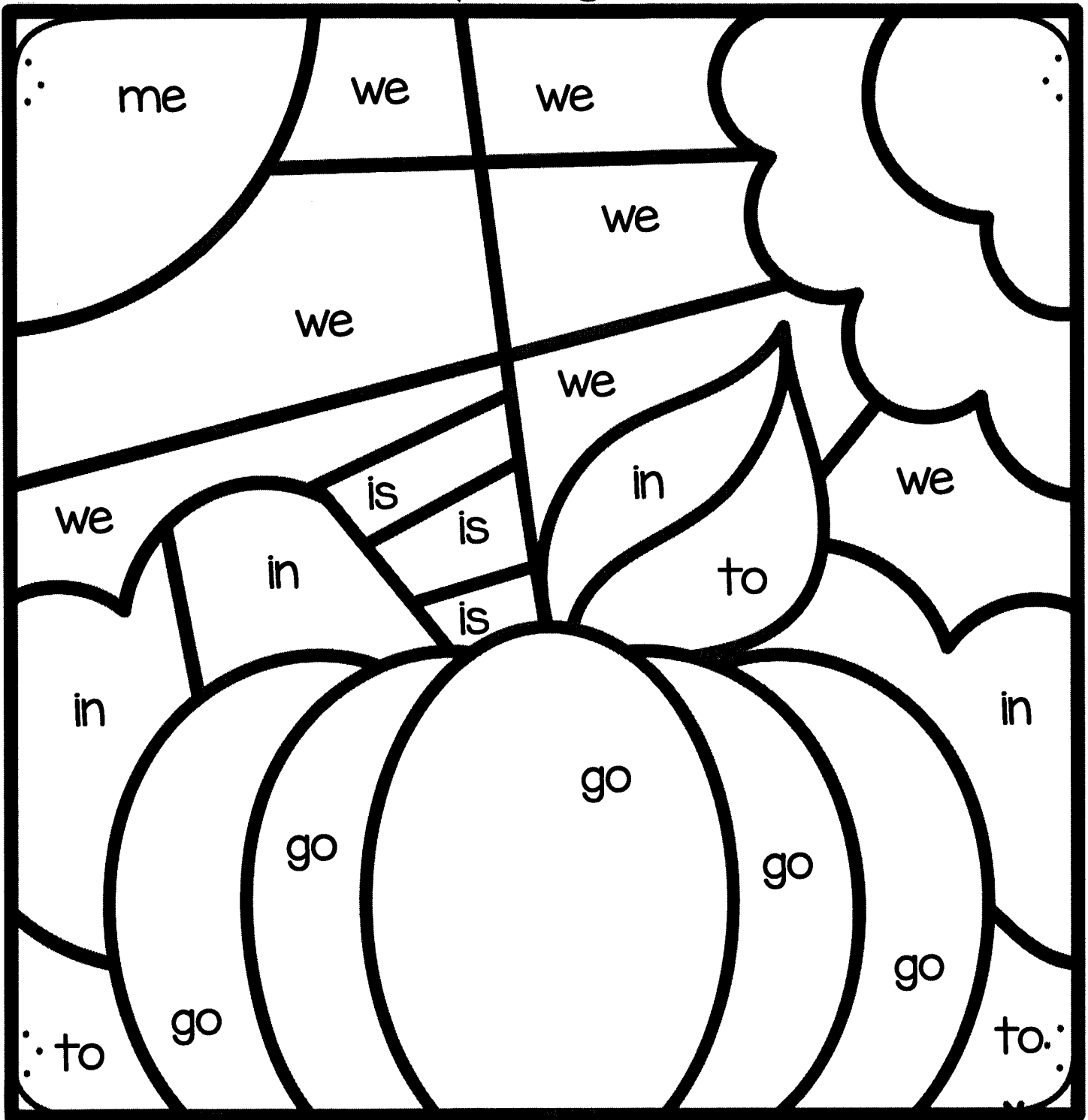
Circle one:

Stones make soup taste different.

Stones don't change the taste of the soup.

name: _____

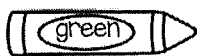
Color By Sight Word



© primary playground



is



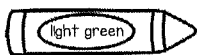
in



go



we



to








me

cup

net




cat




pig

cot

sat




Name _____




MATCHING FIRST SOUNDS

Color the two pictures that have the same first sound.


1.




2.




3.



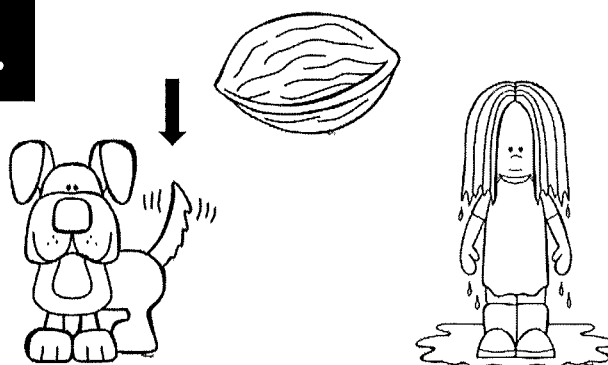
4.




5.




6.



7.



8.



CHANGE My First SOUND

Name _____



Read the word.

Change the **first** sound.

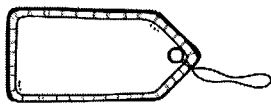
Write the new word.





b a t
• • •



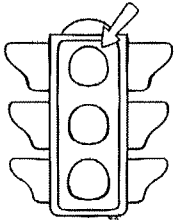
• a t
• • •



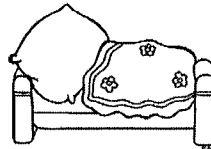
t a g
• • •



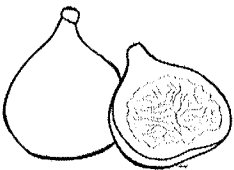
• a g
• • •




r e d
• • •



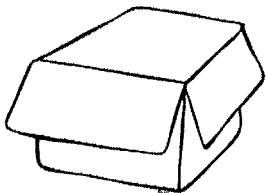
• e d
• • •



f i g
• • •



• i g
• • •



b o x
• • •



• o x
• • •



c u b
• • •



• u b
• • •

RHYMING RIDDLES

You sleep in me and I rhyme with sled.

I am an animal that can hop and rhyme with log.

You need me to eat and I rhyme with moon.

You wear me on your head and I rhyme with cat.

I say "oink" and rhyme with wig.

I light up the sky and rhyme with fun.

I say "quack" and I rhyme with truck.


I am red, white, and blue and rhyme with bag.

You can fly me in the sky and I rhyme with white.

You have ten of these and they rhyme with rose.

I fall from the sky when it's cold and rhyme with glow.



I soar fast through the sky and rhyme with wet.




Name _____

COUNT How Many

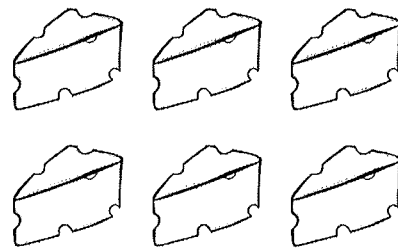
Count how many objects are in each box.
Color the correct number.




4 5 6



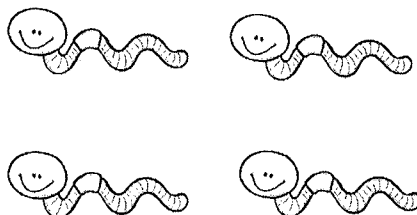
4 5 6




4 5 6




4 5 6



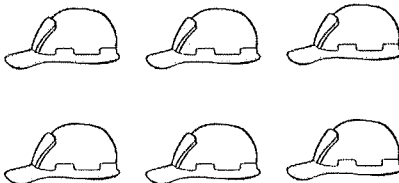
4 5 6




4 5 6



4 5 6



4 5 6



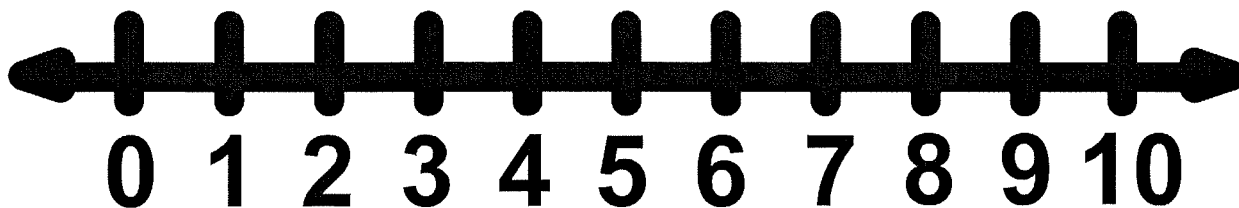



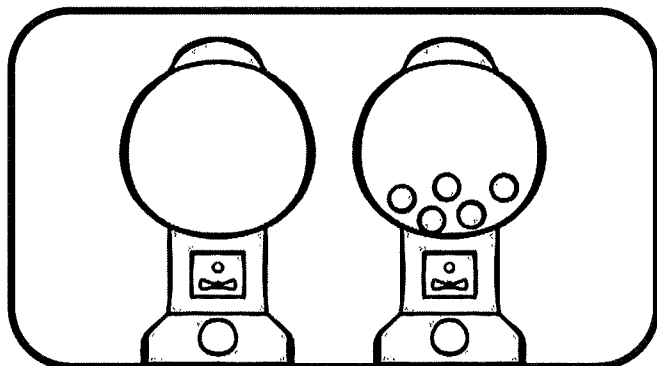

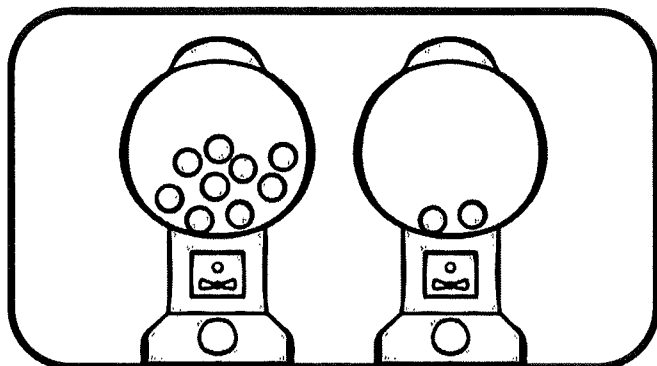
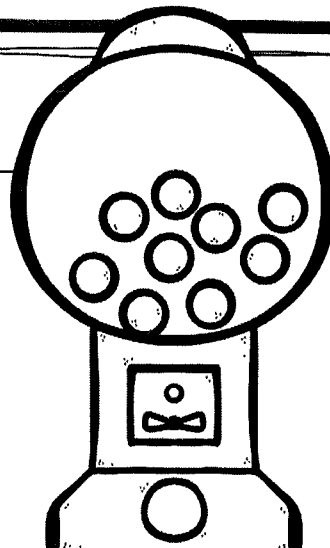
4 5 6

Name _____

GUM BALL

More & Less


Color the machine that has MORE gum balls



Name _____

Counting On

Trace the numbers. Cut & paste the missing numbers.



5	6		8
---	---	--	---

7		9	10
---	--	---	----

3	4		6
---	---	--	---

2		4	5
---	--	---	---

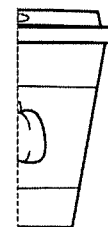
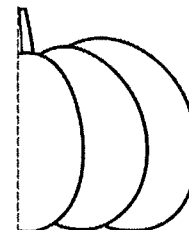
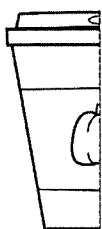
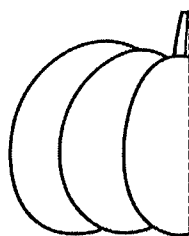
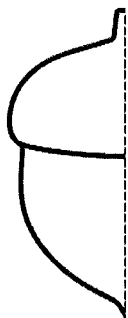
	7	8	9
--	---	---	---

8
7
6
5
3

Name _____

Lines of Symmetry



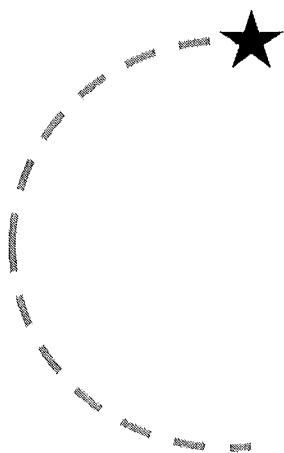

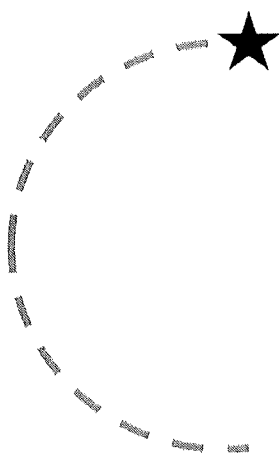
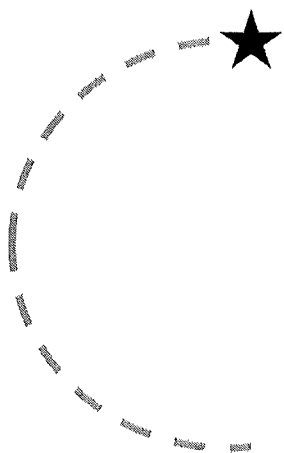
Draw a line to match the object to the other half.



Name: _____

What is MAGIC C?

So many letters start with this Magic C!
Start at the top and curve around.



Name: _____



MAGIC C Letters

★ Start at the star and make a **MAGIC C**.



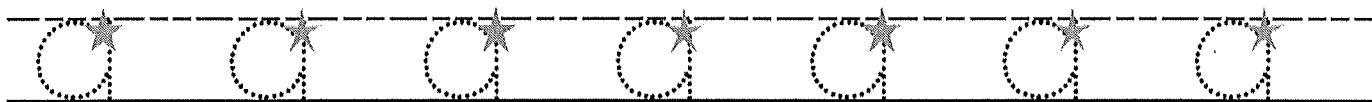
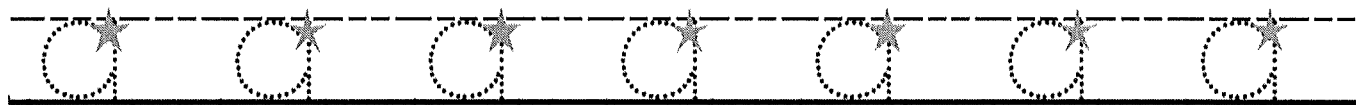
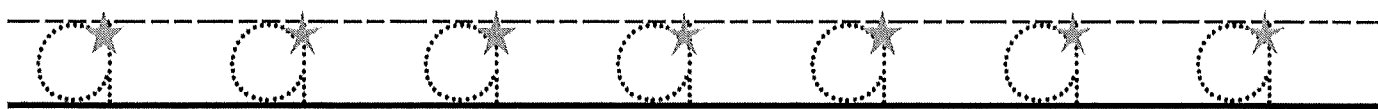
Name: _____



MAGIC C Letters

★ Start at the star and make a **MAGIC C**.

Then, **PUSH UP**. Pull a **LITTLE LINE** back down.



Name: _____



MAGIC C Letters

★ Start at the star and make a **MAGIC C**.



**EXTRA
PRACTICE**




FRIDA KAHLO

WWW.SPANISHMAMA.COM

Little People, BIG DREAMS

Frida Kahlo

Add some color to
these Mexican melons
just like Frida Kahlo!



Frances Lincoln
Children's Books

www.littlepeoplebigdreams.com